

# The Pier Approach



## Constant Contact Survey Results

**Survey Name:** Pier Approach Survey

**Response Status:** Partial & Completed

**Filter:** None

4/1/2016 8:43 AM EDT

---

The Downtown Waterfront Master Plan included community input on types of activities and amenities that should be included in the Pier Approach, such as art areas, restaurants, access to the water, pedestrian bridge, activities for kids, and multi-use spaces. What other types of activities or amenities would you like to see included in the Pier Approach?

---

1096 Response(s)

How do you typically travel along the waterfront on Bayshore Drive? Check all that apply.

Answer	0%	100%	Number of Response(s)	Response Ratio
Walk			1194	80.7 %
Jog or run			258	17.4 %
Bicycle			632	42.7 %
Car			989	66.8 %
Looper Trolley			189	12.7 %
Skateboard			37	2.5 %
Other			99	6.6 %
<b>Totals</b>			<b>1479</b>	<b>100%</b>

In what ways do you envision traveling from Beach Drive to and through the Pier Approach? Check all that apply.

Answer	0%	100%	Number of Response(s)	Response Ratio
Walk			1266	86.1 %
Jog or run			325	22.1 %
Bicycle			757	51.4 %
Car			787	53.5 %
Looper Trolley			524	35.6 %
Tram			489	33.2 %
Skateboard			61	4.1 %
Other			118	8.0 %
<b>Totals</b>			<b>1470</b>	<b>100%</b>

If you selected "car" in question #3, how often do you think you would park in nearby parking garages (i.e. Sundial or South Core parking garages)

Answer	0%	100%	Number of Response(s)	Response Ratio
Always			169	11.2 %
Sometimes			434	28.9 %
Seldom			218	14.5 %
Never			163	10.8 %
Not Sure			117	7.8 %
No Response(s)			396	26.4 %
<b>Totals</b>			<b>1497</b>	<b>100%</b>

How do you think art should be incorporated into the Pier Approach? Check all that apply.

Answer	0%	100%	Number of Response(s)	Response Ratio
Permanent sculptures or art installations			996	67.8 %
Space for working artists			800	54.4 %
Murals			700	47.6 %
Art market			728	49.5 %
Temporary art installations			915	62.3 %
Other			158	10.7 %
<b>Totals</b>			<b>1468</b>	<b>100%</b>

What types of activities or amenities for kids would you like to see on the Pier Approach?

1024 Response(s)

What types of activities or amenities for adults would you like to see on the Pier Approach?

1139 Response(s)





Please add any additional thoughts or suggestions that you would like to share with the Pier Approach design team.

810 Response(s)





**TextBlock:**

Please answer a few more questions so we can learn something about you.

### What is your gender?

Answer	0%	100%	Number of Response(s)	Response Ratio
Male			726	48.4 %
Female			708	47.2 %
Prefer not to answer			32	2.1 %
No Response(s)			31	2.0 %
<b>Totals</b>			<b>1497</b>	<b>100%</b>

### What is your age?

Answer	0%	100%	Number of Response(s)	Response Ratio
Under 18			10	<1 %
19-29			122	8.1 %
30-44			317	21.1 %
45-59			553	36.9 %
60-75			414	27.6 %
76 or older			52	3.4 %
No Response(s)			29	1.9 %
<b>Totals</b>			<b>1497</b>	<b>100%</b>

### \*What is your zip code?

1490 Response(s)

#### TextBlock:

Thank you for your input! The Pier Approach design team will use this feedback to develop a concept for the project. The concept is expected to be complete within the next few months.

Follow updates on [NewStPetePier.com](http://NewStPetePier.com) and sign up to receive updates in your inbox. Thank you!